

InnoScan[®] 710-R/710-G

1-Color fluorescence microarray scanners

Reliable results

3µm/pixel resolution
 Confocal detection scanner equipped
 1 extremely sensitive photomultiplier tube
 Developed under CE-IVD regulations

Speed

Simultaneous confocal PMT detection
 All standard microscope slides
 The fastest scanner on the market

Reliable results

Real-time autofocus
 Ideal for high-throughput applications
 Full automated process





Image acquisition & analysis software



Autoloader 24 slides





InnoScan 710-G

InnoScan 710-R

PIXEL SIZE	3 - 40µm	
LASER EXCITATION WAVELENGTH	532nm	635nm
COMPATIBLE FLUOROPHORES*	Cy3, Alexa Fluor 546, Alexa Fluor 555	Cy5, Alexa Fluor 647, Alexa Fluor 660
LASER POWER	Adjustable (2 laser powers)	
LOADER CAPACITY	1 slide	
DETECTION TYPE	Real-time confocal with 1 photomultiplier (PMT)	
PMT GAIN	Adjustable from 0 to 100% (Linear from 1 to 100%)	
OPTICAL FILTER	1 standard fluorescent filter by detection channel	
FOCUS	Real-time autofocus Manual focus: offset adjustment 300 µm range, 1 µm increment	
SLIDE SIZE	Compatible with all standard microscope slides: 25-26 x 75-76 mm ² / 1" x 3" ; thickness: 0.9 - 1.2 mm	
SCANNING AREA	Adjustable up to 22 x 74 mm ²	
SCANNING SPEED	From 10 to 35 lines/second (l/s) 3.6 minutes per slide at a resolution of 10 µm/pixel for a simultaneous two-color acquisition	
DYNAMIC RANGE	> 10 ⁴ in normal mode or > 10 ⁶ in dynamic extension mode	
UNIFORMITY	> 95%	
BARCODE READER	Automatic barcode reading	
INTERFACE	Ethernet interface	
IMAGE FORMAT	TIFF (16-bit and 20-bit in dynamic extension mode)	
POWER SUPPLY	~ 100-240 VAC, 1.2 A, 50-60 Hz	
ACQUISITION SOFTWARE	MAPIX (image acquisition and spot quantification software)	
DIMENSIONS (LXDXH)	278 x 457 x 369 mm ³ 10.8" x 18.0" x 14.5"	
WEIGHT	15.5 kg (34.2 lbs)	

InnoScan 710-G AL / 710-R AL

LOADER CAPACITY	24 slides
DIMENSIONS (LXDXH)	322 x 656 x 439 mm ³ - 12.7" x 25.8" x 17.3"
WEIGHT	31 kg (62 lbs)



* Non exhaustive list, please contact us for more information about fluorophore compatibility
Please contact us for any additional information.

Class I laser product for research use only
Dec 2019. PinnoScan710-G 710-R
Specifications subject to change without notice contact us for the most recent specifications